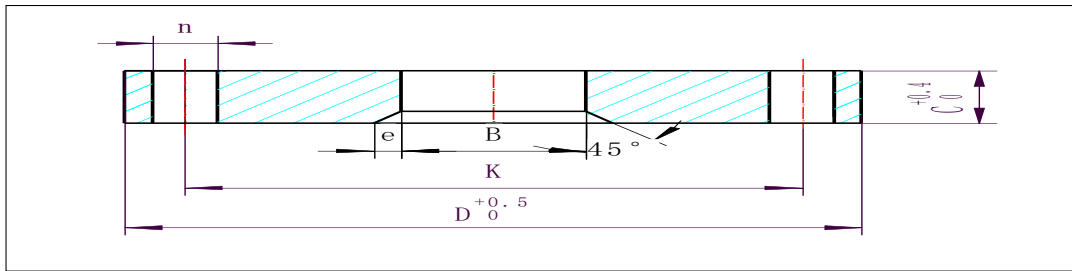


FLANGES - Thin Wall Metric System

STAINLESS STEEL T316/T304L BACKING FLANGE - PN16 01 EN1092-1 "FLAT FACE"	PAGE 1
MILD STEEL A105 BACKING FLANGES - PN16 - YELLOW ZINC PLATED "REDUCED THICKNESS"	PAGE 2
MILD STEEL A105 BACKING FLANGES - PN10 - YELLOW ZINC PLATED "REDUCED THICKNESS"	PAGE 3
MILD STEEL A105 BACKING FLANGES - PN16 - YELLOW ZINC PLATED "FULL THICKNESS"	PAGE 4
MILD STEEL A105 BLIND FLANGES - PN16 - YELLOW ZINC PLATED "FULL THICKNESS"	PAGE 5
MILD STEEL A105 BACKING FLANGES - ASA150LB - YELLOW ZINC PLATED "REDUCED THICKNESS"	PAGE 6
MILD STEEL A105 BACKING FLANGES - PN16 - GREEN SCOTCHKOTE RESICOAT F4-FB, WRAS APPROVAL "REDUCED THICK"	PAGE 7
MILD STEEL A105 BACKING FLANGES - PN16 - GREEN SCOTCHKOTE RESICOAT F4-FB, WRAS APPROVAL "FULL THICK"	PAGE 8
MILD STEEL A105 BLIND FLANGES - PN16 - GREEN SCOTCHKOTE RESICOAT F4-FB, WRAS APPROVAL "FULL THICK"	PAGE 9
MILD STEEL A105 BACKING FLANGES - PN16 - PPA 571 GREY "REDUCED THICK"	PAGE 10
ALUMINIUM BACKING FLANGES - PN10 - PPA 571 GREY "REDUCED THICK"	PAGE 11

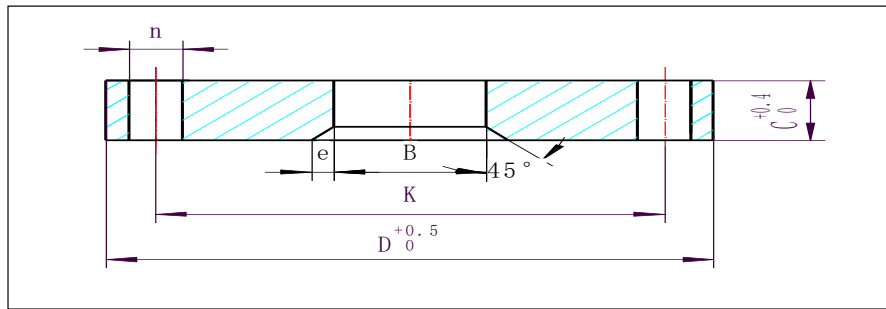
t


STAINLESS STEEL T316L BACKING FLANGE - PN16 EN1092-1 "FLAT FACE"

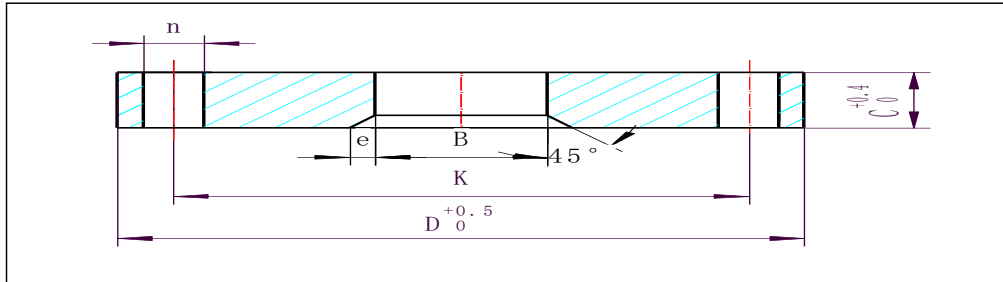
SIZE	D = OD	B = ID	C = THK	45%	K = PCD	N= HOLE	NO OF HOL	Weight	Part number
DN50	165	60	9.52	3	125	18	4	1.31	32087
DN65	185	75	10.31	3	145	18	4	1.74	32088
DN80	200	90	11.11	3	160	18	8	2.01	32089
DN100	220	110	12.7	4	180	18	8	2.64	32090
DN125	250	136	12.7	4	210	18	8	3.25	32091
DN150	285	161	12.7	5	240	22	8	4.03	32092
DN200	340	212	12.7	6	295	22	12	5.08	32093
DN250	405	262	12.7	6	355	26	12	6.84	32094
DN300	460	313	12.7	6	410	26	12	8.27	32095

STAINLESS STEEL T304L BACKING FLANGE - PN16 EN1092-1 "FLAT FACE"

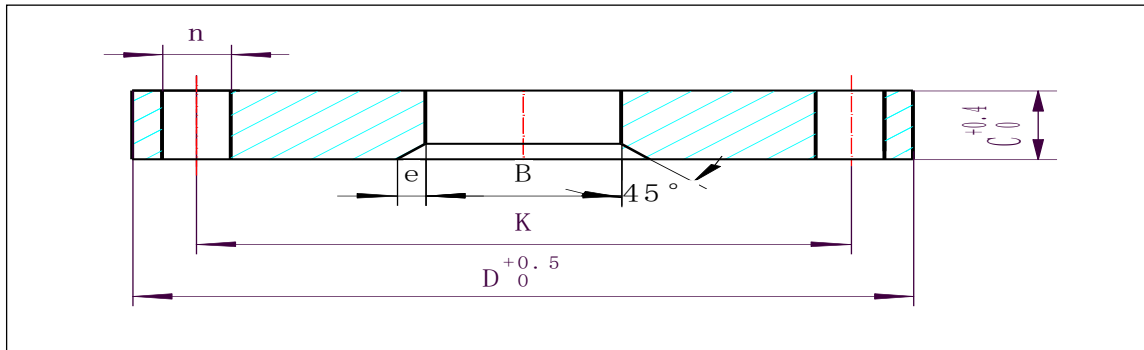
SIZE	D = OD	B = ID	C = THK	45%	K = PCD	N= HOLE	NO OF HOL	Weight	Part number
DN50	165	60	9.52	3	125	18	4	1.31	42087
DN65	185	75	10.31	3	145	18	4	1.74	42088
DN80	200	90	11.11	3	160	18	8	2.01	42089
DN100	220	110	12.7	4	180	18	8	2.64	42090
DN125	250	136	12.7	4	210	18	8	3.25	42091
DN150	285	161	12.7	5	240	22	8	4.03	42092
DN200	340	212	12.7	6	295	22	12	5.08	42093
DN250	405	262	12.7	6	355	26	12	6.84	42094
DN300	460	313	12.7	6	410	26	12	8.27	42095




A105 BACKING FLANGES - PN16 - YELLOW ZINC PLATED "REDUCED THICKNESS"									
SIZE	D = OD	B = ID	C = THK	45%	K = PCD	N= HOLE	NO OF HOL	Weight	Part number
DN25	115	35	10	3	85	14	4	0.69	26139
DN32	140	41	10	3	100	18	4	1.03	26140
DN40	150	50	10	3	110	18	4	1.15	26141
DN50	165	60	10	3	125	18	4	1.38	26143
DN65	185	75	10	3	145	18	4	1.67	26145
DN80	200	90	10	3	160	18	8	1.81	26147
DN100	220	110	10	4	180	18	8	2.08	26149
DN125	250	136	12	4	210	18	8	3.02	26151
DN150	285	161	12	5	240	22	8	3.81	26153
DN200	340	212	12	6	295	22	12	4.81	26156
DN250	405	262	16	6	355	26	12	8.49	26157
DN300	460	313	19	6	410	26	12	12.22	26158
DN350	520	364	22	8	470	26	16	17.25	26163
DN400	580	418	22	8	525	30	16	19.99	26402
DN450	640	470	25	8	585	30	20	27.71	26166
DN500	715	520	25	8	650	33	20	33.37	26168
DN600	840	620	25	8	770	36	20	45.09	26169
DN800	1025	820	25	8	950	39	24	53.54	26187



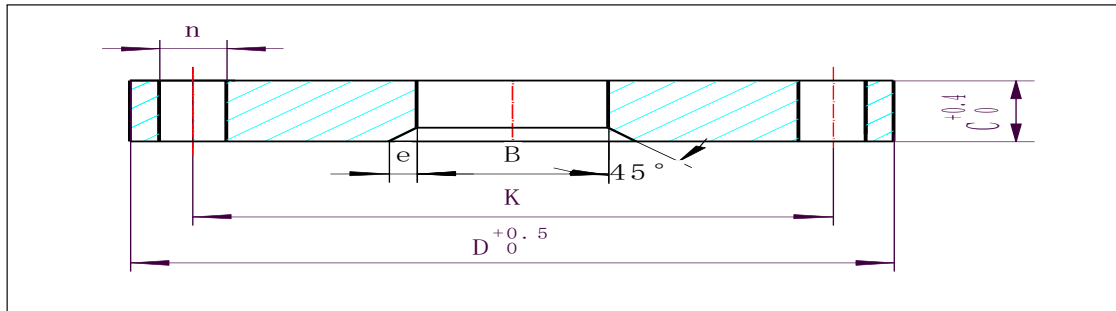
A105 BACKING FLANGES - PN10 - YELLOW ZINC PLATED "REDUCED THICKNESS"									
SIZE	D = OD	B = ID	C = THK	45%	K = PCD	N= HOLE	NO OF HOL	Weight	Part number
DN200	340	212	12	6	295	22	8	4.94	34555
DN250	395	262	16	6	350	22	12	8.05	34556
DN300	445	313	19	6	400	22	12	12.6	34557



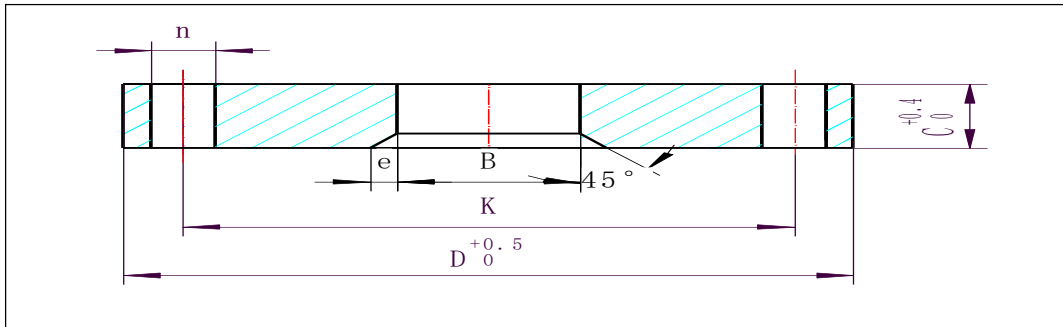
A105 BACKING FLANGES - PN16 - YELLOW ZINC PLATED "FULL THICKNESS"									
SIZE	D = OD	B = ID	C = THK	45%	K = PCD	N= HOLE	NO OF HOL	Weight	Part number
DN40	150	50	20	3	110	18	4	2.27	26159
DN50	165	60	20	3	125	18	4	2.72	26160
DN65	185	75	20	3	145	18	4	3.37	26162
DN80	200	90	20	3	160	18	8	3.62	26170
DN100	220	110	22	4	180	18	8	4.58	26171
DN125	250	136	24	4	210	18	8	6.13	26172
DN150	285	161	24	5	240	22	8	7.62	26173
DN200	340	212	26	6	295	22	12	10.23	26174
DN250	405	262	29	6	355	26	12	15.38	26175
DN300	460	313	32	6	410	26	12	20.58	26176
DN350	520	364	35	8	470	26	16	23.95	26177
DN400	580	418	38	8	525	30	16	34.07	26178
DN450	640	470	42	8	585	30	20	43.95	26179
DN500	715	520	46	8	650	33	20	62.17	26180



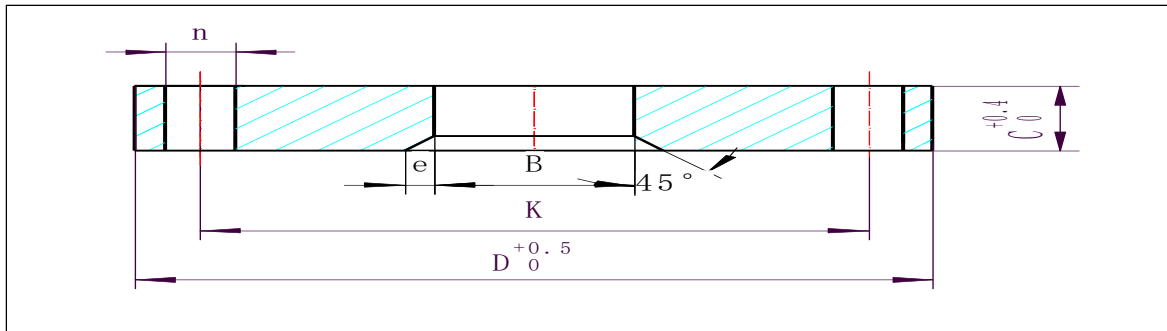
A105 BLIND FLANGES - PN16 - YELLOW ZINC PLATED "FULL THICKNESS"							
SIZE	D = OD	C = THK	K = PCD	N= HOLE	NO OF HOL	Weight	Part number
DN40	150	20	110	18	4	2.58	27000
DN50	165	20	125	18	4	3.16	27001
DN65	185	20	145	18	4	4.03	27002
DN80	200	20	160	18	8	4.54	27003
DN100	220	22	180	18	8	6.04	27004
DN125	250	24	210	18	8	8.57	27005
DN150	285	24	240	22	8	11.35	27006
DN200	340	26	295	22	12	17.24	27007
DN250	405	29	355	26	12	27.67	27008
DN300	460	32	410	26	12	39.92	27009
DN350	520	35	470	26	16	55.68	27010
DN400	580	38	525	30	16	75.03	27011
DN450	640	42	585	30	20	100.84	27012
DN500	715	46	650	33	20	138.14	27013




A105 BACKING FLANGES - ASA150LB - YELLOW ZINC PLATED "REDUCED THICKNESS"									
SIZE	D = OD	B = ID	C = THK	45%	K = PCD	N= HOLE	NO OF HOL	Weight	Part number
DN25	108	35	10	3	79.2	15.7	4	0.7	61302
DN32	117.3	42	10	3	88.9	15.7	4	0.92	61303
DN40	127	50	10	3	98.6	19.1	4	1.06	61304
DN50	152.4	60	10	3	120.7	19.1	4	1.33	61305
DN65	177.8	75	10	3	139.7	19.1	4	1.75	61306
DN80	190.5	90	10	3	152.4	19.1	4	1.9	61307
DN100	228.6	110	12	4	190.5	19.1	8	2.3	61308
DN125	254	136	12	4	215.9	22.4	8	3.3	61309
DN150	279.4	161	12	5	241.3	22.4	8	3.98	61310
DN200	343	212	12	6	298.5	22.4	8	5.2	61311
DN250	406	262	16	6	362	25.4	12	9.07	61312



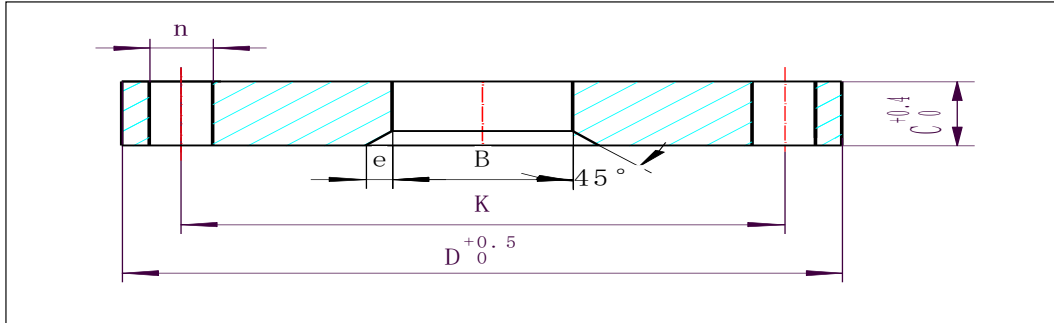
A105 BACKING FLANGES - PN16 - GREEN SCOTCHKOTE RESICOAT F4-FB, WRAS APPROVAL "REDUCED THICK"									
SIZE	D = OD	B = ID	C = THK	45%	K = PCD	N= HOLE	NO OF HOL	Weight	Part number
DN25	115	35	10	3	85	14	4	0.69	61199
DN32	140	41	10	3	100	18	4	1.03	61200
DN40	150	50	10	3	110	18	4	1.15	61201
DN50	165	60	10	3	125	18	4	1.38	61202
DN65	185	75	10	3	145	18	4	1.67	61203
DN80	200	90	10	3	160	18	8	1.81	61204
DN100	220	110	10	4	180	18	8	2.08	61205
DN125	250	136	12	4	210	18	8	3.02	61206
DN150	285	161	12	5	240	22	8	3.81	61207
DN200	340	212	12	6	295	22	12	4.81	61208
DN250	405	262	16	6	355	26	12	8.49	61209
DN300	460	313	19	6	410	26	12	12.22	61210
DN350	520	364	22	8	470	26	16	17.25	61211
DN400	580	418	22	8	525	30	16	19.99	61212
DN450	640	470	25	8	585	30	20	27.71	61213
DN500	715	520	25	8	650	33	20	33.37	61214
DN600	840	620	25	8	770	36	20	45.09	61215



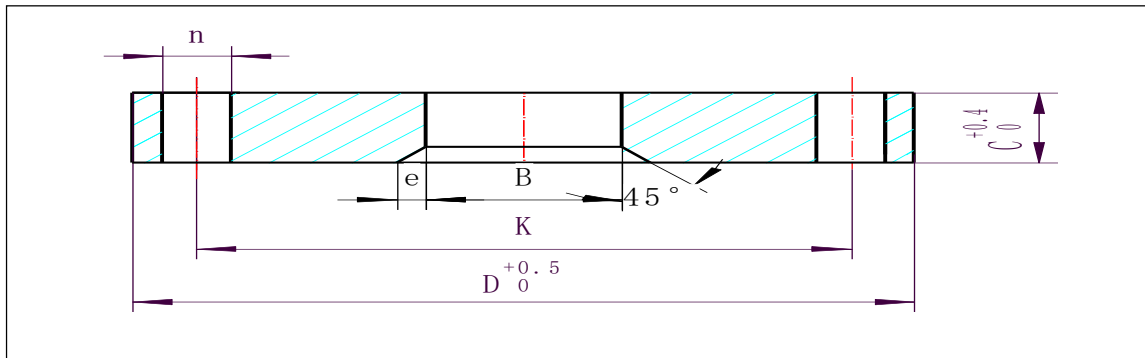
A105 BACKING FLANGES - PN16 - GREEN SCOTCHKOTE RESICOAT F4-FB, WRAS APPROVAL "FULL THICK"									
SIZE	D = OD	B = ID	C = THK	45%	K = PCD	N= HOLE	O OF HO	Weight	Part number
DN40	150	50	20	3	110	18	4	2.27	61297
DN50	165	60	20	3	125	18	4	2.72	62198
DN65	185	75	20	3	145	18	4	3.37	62199
DN80	200	90	20	3	160	18	8	3.62	62200
DN100	220	110	22	4	180	18	8	4.58	62201
DN125	250	136	24	4	210	18	8	6.13	62202
DN150	285	161	24	5	240	22	8	7.62	62203
DN200	340	212	26	6	295	22	12	10.23	62204
DN250	405	262	29	6	355	26	12	15.38	62205
DN300	460	313	32	6	410	26	12	20.58	62206
DN350	520	364	35	8	470	26	16	23.95	62207
DN400	580	418	38	8	525	30	16	34.07	62208
DN450	640	470	42	8	585	30	20	43.95	62209
DN500	715	520	46	8	650	33	20	62.17	62210



A105 BLIND FLANGES GREEN SCOTCHKOTE RESICOAT F4-FB, WRAS APPROVAL "FULL THICK"							
SIZE	D = OD	C = THK	K = PCD	N= HOLE	NO OF HOL	Weight	Part number
DN40	150	20	110	18	4	2.58	62250
DN50	165	20	125	18	4	3.16	62251
DN65	185	20	145	18	4	4.03	62252
DN80	200	20	160	18	8	4.54	62253
DN100	220	22	180	18	8	6.04	62254
DN125	250	24	210	18	8	8.57	62255
DN150	285	24	240	22	8	11.35	62256
DN200	340	26	295	22	12	17.24	62257
DN250	405	29	355	26	12	27.67	62258
DN300	460	32	410	26	12	39.92	62259
DN350	520	35	470	26	16	55.68	62260
DN400	580	38	525	30	16	75.03	62261
DN450	640	42	585	30	20	100.84	62262
DN500	715	46	650	33	20	138.14	62263



A105 BACKING FLANGES - PN16 - PPA 571 GREY "REDUCED THICK"									
SIZE	D = OD	B = ID	C = THK	45%	K = PCD	N= HOLE	NO OF HOL	Weight	Part number
DN25	115	35	10	3	85	14	4	0.69	33253
DN32	140	41	10	3	100	18	4	1.03	33254
DN40	150	50	10	3	110	18	4	1.15	33400
DN50	165	60	10	3	125	18	4	1.38	28050
DN65	185	75	10	3	145	18	4	1.67	28051
DN80	200	90	10	3	160	18	8	1.81	28052
DN100	220	110	10	4	180	18	8	2.08	28053
DN125	250	136	12	4	210	18	8	3.02	28054
DN150	285	161	12	5	240	22	8	3.81	28055
DN200	340	212	12	6	295	22	12	4.81	28056
DN250	405	262	16	6	355	26	12	8.49	28057
DN300	460	313	19	6	410	26	12	12.22	28058
DN350	520	364	22	8	470	26	16	17.25	26164
DN400	580	418	22	8	525	30	16	19.99	26161
DN450	640	470	25	8	585	30	20	27.71	26167
DN500	715	520	25	8	650	33	20	33.37	26168


ALUMINIUM BACKING FLANGES - PN10 - PPA 571 GREY "REDUCED THICK"

SIZE	D = OD	B = ID	C = THK	45%	K = PCD	N= HOLE	NO OF HOL	Weight	Part number
DN25	115	33	12	4	85	14	4	0.28	32202
DN32	140	41	16	4	100	18	4	0.55	32203
DN40	150	48	16	4	110	18	4	0.58	32204
DN50	165	60	16	5	125	18	4	0.73	32205
DN65	185	73	16	5	145	18	4	0.82	32206
DN80	200	90	18	5	160	18	8	1.17	32207
DN100	220	111	18	5	180	18	8	1.22	32208
DN125	250	136	18	5	210	18	8	1.47	32209
DN150	285	161	18	5	240	22	8	1.88	32210
DN200	340	212	20	5	295	22	8	2.75	32211
DN250	395	264	22	5	350	22	12	3.72	32212
DN300	445	315	22	5	400	22	12	4.23	32213
DN350	505	362	22	6	460	22	16	4.74	32214
DN400	565	413	25	6	515	26	16	6.18	32215
DN450	615	465	25	6	565	26	20	7.19	32216
DN500	670	517	28	6	620	26	20	9.47	32217
DN600	780	618	30	6	725	30	20	15.8	32218